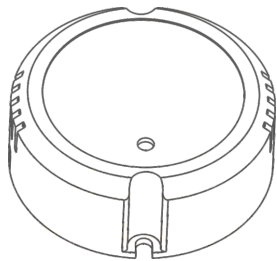


Wireless Repeater

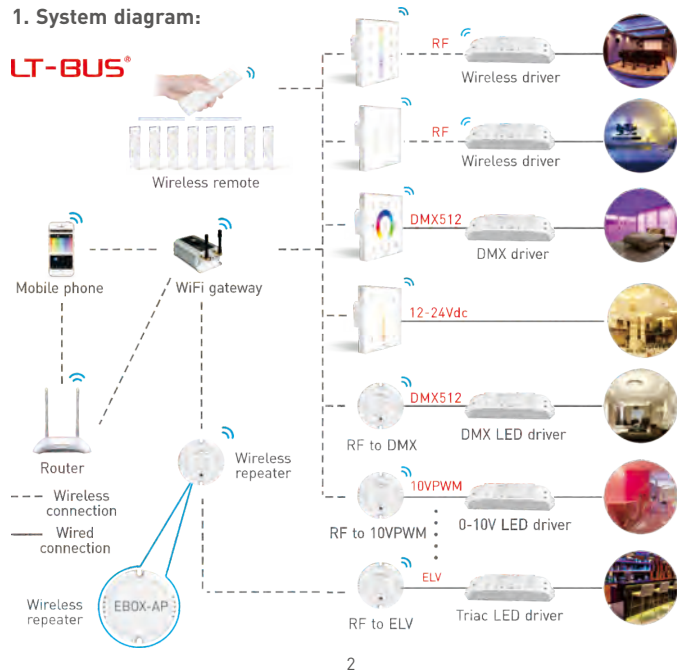
Model: EBOX-AP



warranty 5 years

1. System diagram:

LT-BUS®



EBOX-AP wireless repeater applies LT-BUS wireless communication protocol for wireless signal extension, it is not necessary to pair via its factory default setting, greatly ensures its stability and wide controlling area among LT-BUS wireless communication devices, removing the complex cabling procedure, to make it become more easier for new or retrofit installations.

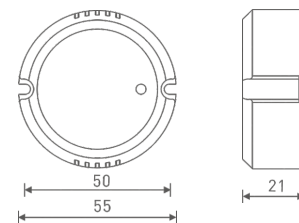
2. Technical Specs:

EBOX-AP Wireless Repeater

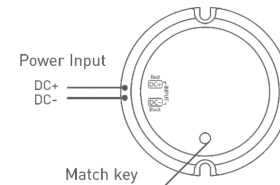
Input Voltage:	5-24Vdc	Dimensions:	L55×W55×H21(mm)
Wireless Distance:	30m (eye to eye)	Package Size:	L65×W65×H26(mm)
Wireless Signal:	RF 2.4GHz	Weight(G.W.):	70g
Working Temp.:	-30°C-55°C		

3. Product Size:

Unit: mm



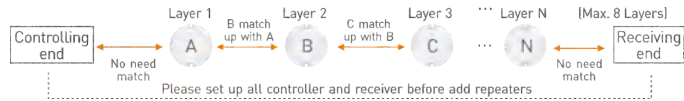
4. Terminals:



5. Learning Method:

5.1 Interlayer diagram

The repeater leaves the factory by default and can be used without learning, but only single-layer communication (the default is layer 1). For long transmission distance, a multi-level learning (up to 8 layers) is required. For example:

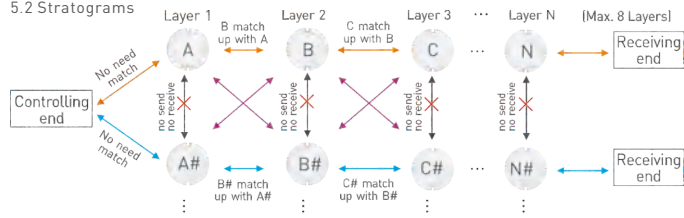


Interlayer learning method (e.g.: B match up with A)

Long press the match key of B repeater for about 3 seconds until the internal indicator light flashes, and press A's match key within 10 seconds. At this time, B repeater's indicator lights keep on after flash 3 times, match successfully. The other layers learn the same way.

Clear ID code: Long press "match key" for 6s, the indicator light flicker 5 times slowly, clear code successfully.

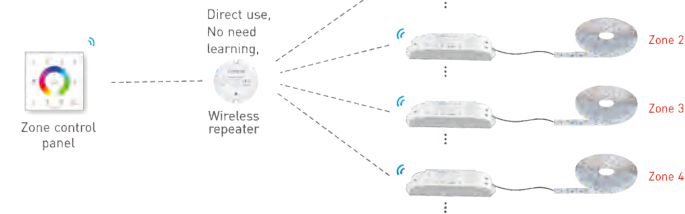
5.2 Stratograms



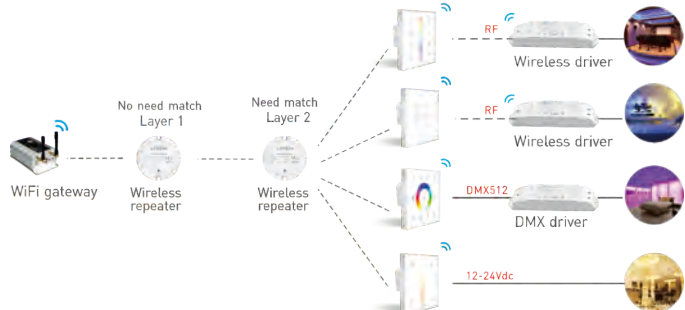
A repeater between adjacent layers can form a network communication.

6. For example

6.1: Panel & repeater application example.



E.g 6.2: WiFi gateway & repeater application example.



6.3 Multi-panel control application example.

